


# Level-Lok® Office Workstations



*office workstation shown with optional accessories  
(Photo taken at Wesley College, Dover DE)*

- Features a shelf unit connected to an adjustable work surface via “S” hooks, forming an “L”-shaped configuration.
- Shelf unit consists of three 14” x 36” wire shelves, four 54”-high 2-piece posts with adjustable feet, and 12 split sleeves.
- Work surface consists of one 18” x 36” shelf with inlay tabletop, two 33” high posts with leveling feet, four split sleeves, and one hanger bar.
- Black epoxy finish offered.
- Shelves and work surface adjust in 1” increments.
- Extra “S” hooks are provided for ease of connecting optional additional shelving to make a “U”-shaped configuration.
- No tools required for assembly.

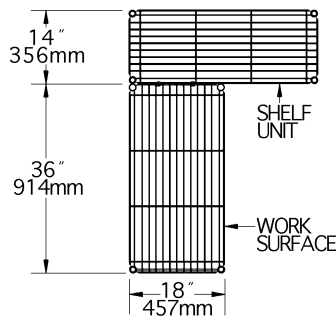
## Options



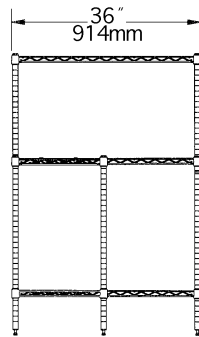
*office work station shown with optional 14” x 36” black epoxy Level-Lok® four shelf unit model #L1436BL74*

## Level-Lok® Office Workstations

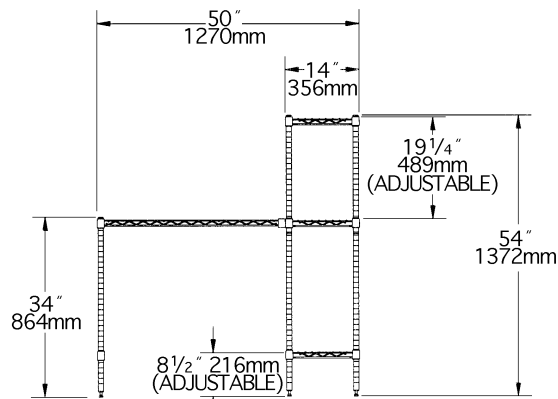
- **Assembly of shelf unit** — numerically calibrated grooved posts, tapered plastic split sleeves and shelf collars combine to make assembling the shelf unit a simple two-step exercise: snap the split sleeves onto a post over the number of your choice; and slide a shelf collar over the split sleeves — All without the use of any tools.
- **Open-wire construction** promotes higher visibility, allows light to pass through the shelves, and permits greater air circulation which helps reduce moisture and dust build-up.
- **Tapered split sleeves** of high-temperature-resistant ABS plastic create a positive lock between the shelf collar and post. Lock becomes stronger as the load increases.
- **Posts are numbered** in 1" increments to ensure fast and level assembly.
- **Leveling feet** are provided to help compensate for uneven floor surfaces.
- **Shelf strength** — each shelf holds up to 350 lbs. of evenly distributed weight.



TOP VIEW



SIDE VIEW



FRONT VIEW

### Office Workstation

weight	black epoxy
lbs. kg	model #
60 27.2	L1436LW-BL

For orders of \$5000 or more, call factory for discount.

### Optional Hanger Rails

weight	black epoxy
lbs. kg	model #
1.0 0.5	WR18-BL

### Optional Hooks – Priced per set.

description	model #
set of four	A208891